

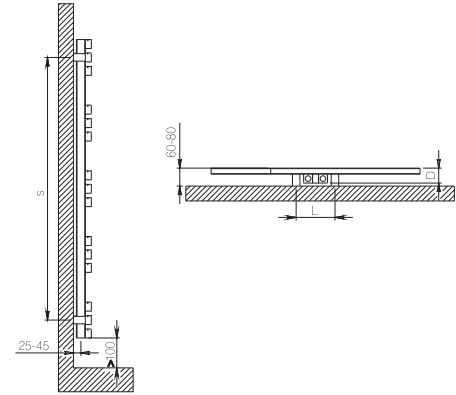
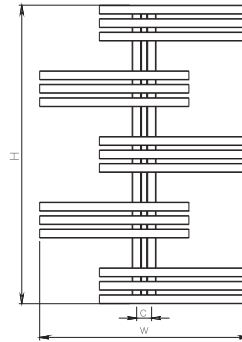

**WARM TOUCH**

Like Alias, Magma consists of perfectly designed stainless steel bars. Ideal solution especially for economical budgets that need to deliver a complete design package.





magma



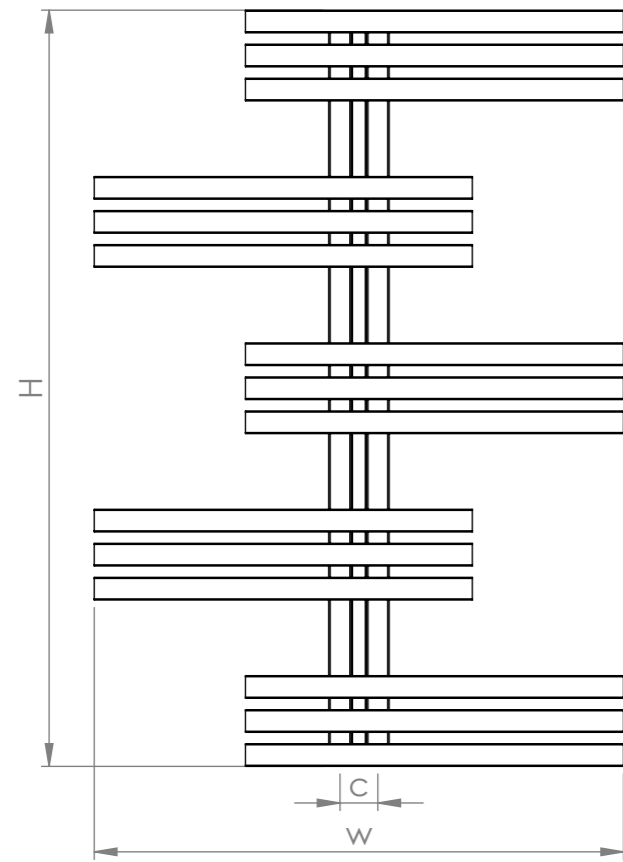
| material | finish | electric version | wall installation | warranty |
|-----------------|------------------|------------------|-------------------|----------|
| stainless steel | satijn gepolijst | 600 W | verticaal | 5 years |

max. working pressure: 10 bar
 max. working temperature: 95°C
 all dimensions are in mm.
 connections 1/2"
 middle connection available

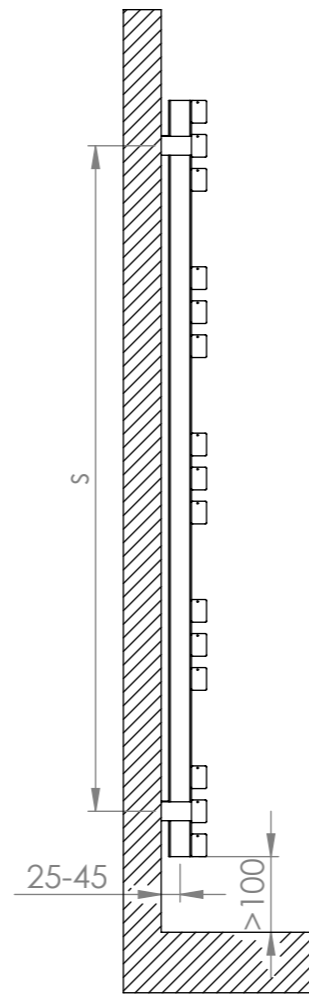
| Product Code | Width | Height | Depth | Connection Centers | Tube Quantity | Assembly Axis | | Weight | Water Capacity | THERMAL POWER | | |
|-----------------|-------|--------|-------|--------------------|---------------|---------------|-----|--------|----------------|---------------|-------|------|
| | W | H | D | C | | S | L | kg. | lt. | btu | k/cal | watt |
| MAG070010001509 | 700 | 1000 | 60 | 50 | 15 | 850 | 130 | 11,5 | 10,6 | 1809 | 456 | 530 |

Vermogen (Watt) berekend op 75/65/20 graden Delta T50
 Bij 90/70/20 graden vermenigvuldig het vermogen met 1.26

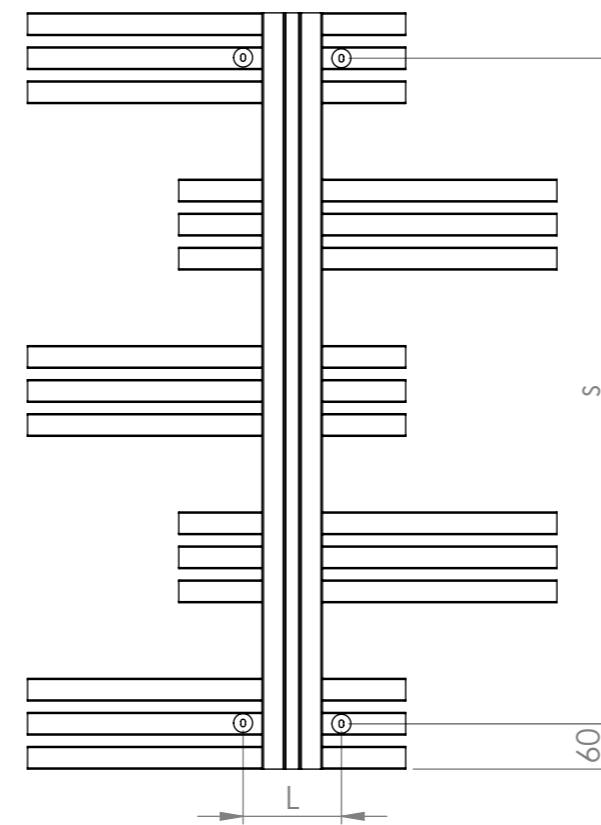
MAGMA



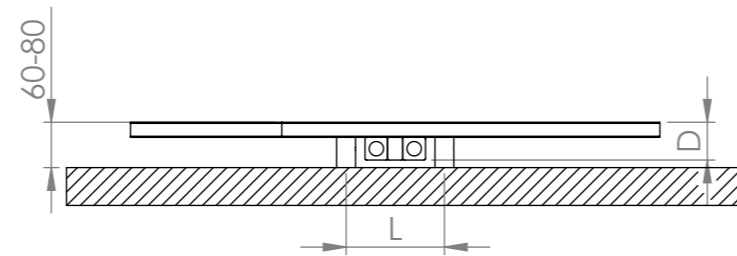
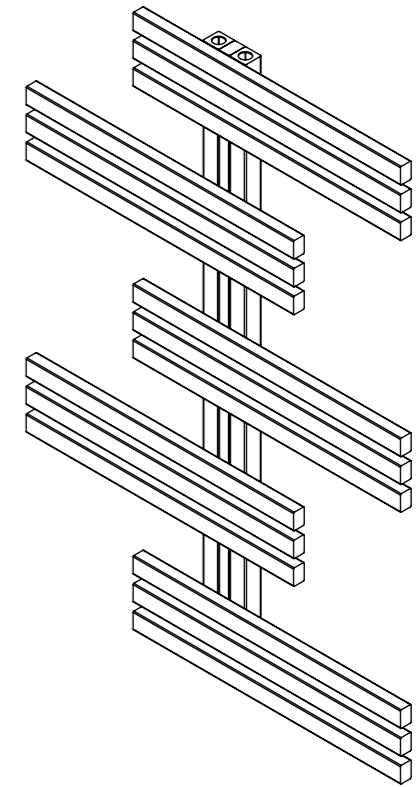
Front View




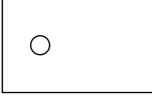






Side View



Back View
Assembly Axis



Top View

- | | | | |
|----|---|------------------|--------|
| 1- |  | Allen Key | 1 pcs. |
| 2- |  | Brackets | 4 pcs |
| 3- |  | Short Bolt | 4 pcs |
| 4- |  | Set Screw | 8 pcs |
| 5- |  | Wall Plug | 4 pcs |
| 6- |  | Secrev, dia 6mm. | 4 pcs. |
| 7- |  | Air Vent | 1 pcs |
| 8- |  | Blanking Plug | 1 pcs |

Inlet / Outlet : 1/2" BSP(British Standart Pipe)
DIN ISO 228

| Product Code | Width | Height | Depth | Connection Centers | Tube Quantity | Assembly Axis | | Weight | Water Capacity |
|-----------------|-------|--------|-------|--------------------|---------------|---------------|-----|--------|----------------|
| | W | H | D | C | | S | L | kg. | lt. |
| MAG070010001209 | 700 | 1000 | 60 | 50 | 15 | 850 | 130 | 11,5 | 10,6 |