

Vermogen (Watt) berekend op 75/65/20 graden Delta T50
 Bij 90/70/20 graden vermenigvuldig het vermogen met 1.26

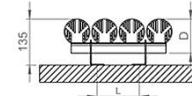
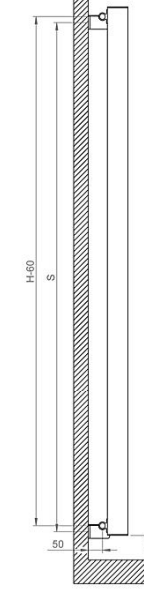
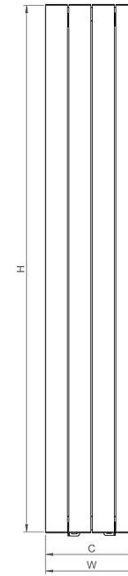
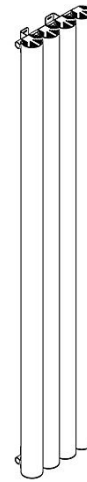


max. working pressure
 betriebsüberdruck 10 bar

max. working temperature
 betriebstemperatur 95 °C

all dimensions are in
 alle masse sind in mm.

connections
 anschlüsse 1/2"



otto

material	finish ausführung	installation aufstellung	warranty garantie
aluminium	RAL painted / farbe adonized / eloxiert	vertical / vertikal horizontal / horizontal	5 years / 5 Jahre

Product Code
 Artikelnummer

	Width	Height	Depth	Conn Centers	Tube Quantity	Assembly Axis		Weight	Water Capacity	Thermal Power		
	Baulänge	Bauhöhe	Bautiefe	Anschlussachse	Rohranzahl	Montageachse		Gewicht	Wasserinhalt	Wärmeleistung		
	W	H	D	C		S	L	kg.	lt.	btu	k/cal	watt
OTT0475050006	475	500	100	440	6	440	280	8,2	1,1	4386	1104	1284
OTT0635050008	635	500	100	440	8	440	440	11,0	1,5	5848	1473	1712
OTT0795050010	795	500	100	440	10	440	600	13,7	1,9	7310	1841	2140
OTT0955050012	955	500	100	440	12	440	760	16,5	2,2	8772	2209	2569
OTT0475060006	475	600	100	540	6	540	280	9,7	1,3	5241	1320	1535
OTT0635060008	635	600	100	540	8	540	440	12,9	1,7	6988	1760	2046
OTT0795060010	795	600	100	540	10	540	600	16,1	2,2	8734	2200	2558
OTT0955060012	955	600	100	540	12	540	760	19,4	2,6	10481	2640	3069
OTT1195060015	1195	600	100	540	15	540	1000	24,2	3,2	13102	3299	3837
OTT0315150004	315	1500	100	1440	4	1440	120	15,1	1,9	8202	2065	2402
OTT0395150005	395	1500	100	1440	5	1440	200	18,9	2,4	10252	2582	3002
OTT0555150007	555	1500	100	1440	7	1440	360	26,4	3,3	14353	3615	4203
OTT0315180004	315	1800	100	1740	4	1740	120	18,0	2,2	9812	2471	2873
O110395180005	395	1800	100	1740	5	1740	200	22,5	2,8	12265	3089	3592
OTT0555180007	555	1800	100	1740	7	1740	360	31,5	3,9	17172	4324	5028
OTT0315200004	315	2000	100	1940	4	1940	120	19,9	2,5	10903	2746	3193
OTT0395200005	395	2000	100	1940	5	1940	200	24,9	3,1	13628	3432	3991
OTT0555200007	555	2000	100	1940	7	1940	360	34,8	4,3	19080	4805	5587

While installing connections, valve distance must be added to the radiator's width from the bottom left-right sides. (90 mm for Carisa Valves)