


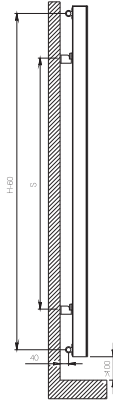


vesta

ELEGANCE FOREVER

Aluminium flat bars with more than meets the eye. Look in to the cross section and you will see how detailed is the design. A definite longing for elegance.





vesta

material	finish	electric version	wall installation	warranty
aluminium	anodized	not available	vertical horizontal	5 years

max. working pressure: 5 bar
 max. working temperature: 95°C
 all dimensions are in mm.
 connections 1/2"

Product Code	Width	Height	Depth	Connection Centers	Tube Quantity	Assembly Axis		Weight	Water Capacity	THERMAL POWER (Anodized)		
	W	H	D	C		S	L	kg.	lt.	btu	k/cal	watt
VES0295150004	295	1500	95	295	4	1075	150	13,2	1,8	4422	1114	1295
VES0295180004	295	1800	95	295	4	1375	150	15,8	2,2	5303	1336	1553
VES0370150005	370	1500	95	370	5	1075	225	16,6	2,3	5525	1391	1618
VES0370180005	370	1800	95	370	5	1375	225	19,7	2,7	6632	1670	1942
VES0445150006	445	1500	95	445	6	1075	300	19,9	2,8	6632	1670	1942
VES0445180006	445	1800	95	445	6	1375	300	23,7	3,3	7957	2004	2330
VES0595150008	595	1500	95	595	8	1075	450	26,5	3,7	8841	2227	2589
VES0595180008	595	1800	95	595	8	1375	450	31,5	4,4	10617	2674	3109
VES0595060008	595	600	95	595	8	375	450	11,4	1,7	3538	891	1036
VES0745060010	745	600	95	745	10	375	600	14,2	2,1	4433	1116	1298
VES0895060012	895	600	95	895	12	375	750	17,1	2,5	5303	336	1553
VES1045060014	1045	600	95	1045	14	375	900	19,9	2,9	6188	1558	1812

Vermogen (Watt) berekend op 75/65/20 graden Delta T50

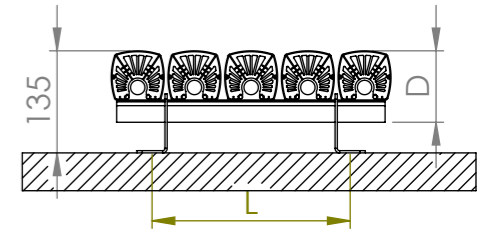
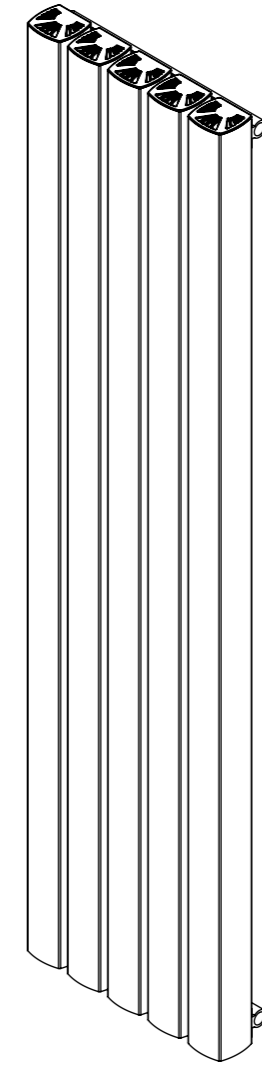
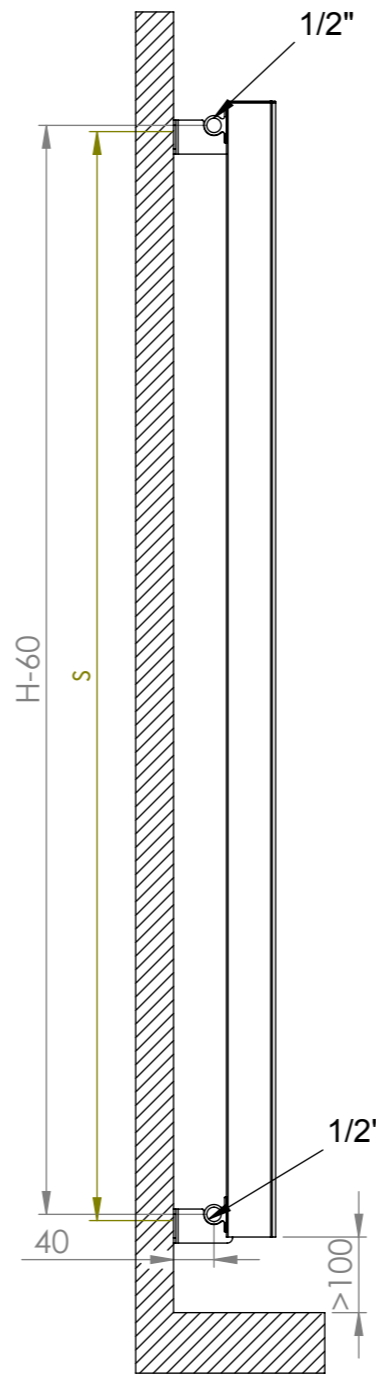
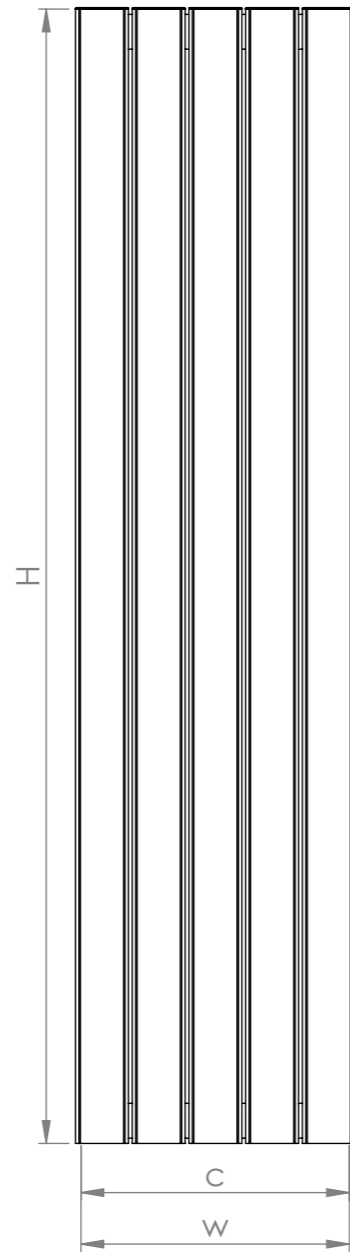

Bij 90/70/20 graden vermenigvuldig het vermogen met 1.26


VESTA

The contents of this document are property of Termosan® and should not be copied, reproduced or disclosed to a third party without written consent of the proprietor.

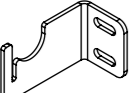
www.carisa.com.tr

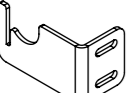
www.termosan.com
info@termosan.com





 x1 pcs Airvent

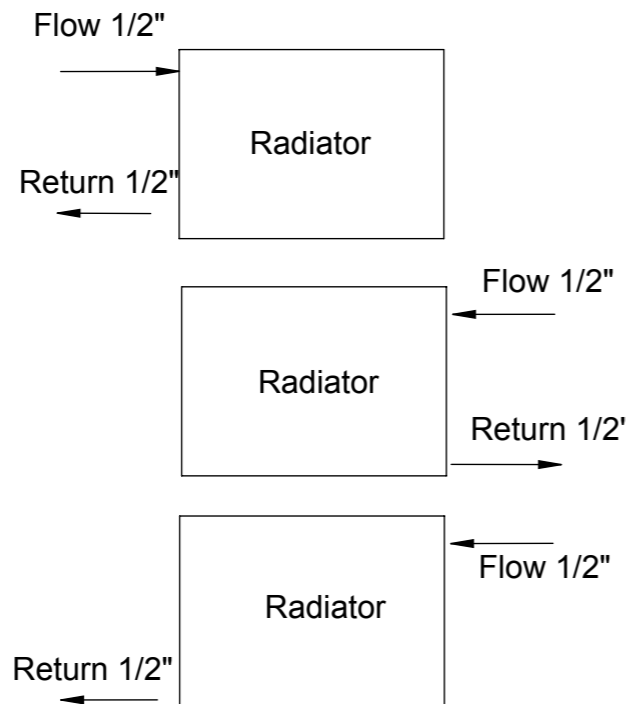
 x 1 Blind Tape

 x 4 Bracket Left

 x 4 Bracket Right

 x 4 Plug

 x 4 Screw



Product Code	Width	Height	Depth	Connection Centers	Tube Quantity	Assembly Axis		Weight	Water Capacity
	W	H	D	C		S	L	kg.	lt.
VES0295150004	295	1500	95	295	4	1075	150	13,2	1,8
VES0295180004	295	1800	95	295	4	1375	150	15,8	2,2
VES0370150005	370	1500	95	370	5	1075	225	16,6	2,3
VES0370180005	370	1800	95	370	5	1375	225	19,7	2,7
VES0445150006	445	1500	95	445	6	1075	300	19,9	2,8
VES0445180006	445	1800	95	445	6	1375	300	23,7	3,3
VES0595150008	595	1500	95	595	8	1075	450	26,5	3,7
VES0595180008	595	1800	95	595	8	1375	450	31,5	4,4
VES0595060008	595	600	95	595	8	375	450	11,4	1,7
VES0745060010	745	600	95	745	10	375	600	14,2	2,1
VES0895060012	895	600	95	895	12	375	750	17,1	2,5
VES1045060014	1045	600	95	1045	14	375	900	19,9	2,9